



PRESIDENT'S MESSAGE ~ Bev Sturgeon



Wasn't it a nice surprise to receive a newsletter in the summer months? And why not - there was news to be told and information to share! This is an extra special year for York Heritage because you know that we have our quilt show in November! I think the quilting community in Southern Ontario and their friends greatly anticipate our show when it comes around every three years. The sheer size of the show, the great variety of entries from all levels of quilters, plus the fabulous gift shop, extensive merchant mall and sweet café with a Japanese flair make our show one of the highlights of the year. This year, there are some exciting additions to the show that make it even more appealing! Check out Daniela Tiger's article to find out what they are.

I have been working on my quilt for the show - it's a queen-size bed quilt for my sister Joan (who lives very near the Chicago International Quilt Festival venue – lucky girl – except they seem to have moved this show to Cincinnati for some

reason. I'm very disappointed that she doesn't live in Cincinnati! My quilt is from the book *Calming the Storm* by Darlene Zimmerman and Joy Hoffman. I just love the look of the *Storm at Sea* blocks with the straight edges that look curved from a distance. I've finished the top and am making it a priority to get it sandwiched and quilted. I sure wish I had my own long-arm machine! I had a heck of a time with this quilt, but I learned a lot. Check out our own [YHQG blog](#) to read all about my trials and tribulations - you will certainly learn what to avoid and what to do better if you decide to tackle a quilt like this.

Beginning with the September meeting, we start at 7pm. Why? From the member surveys completed at the Annual General Meeting in May, your executive heard loud and clear that an earlier start time was preferred by the majority. We also heard that many feel the meetings go on too long. To that end we have some ideas to tighten up the proceedings so everyone

can enjoy all the presentations and activities and get on the road home in good time – especially appreciated during those winter months. Have a look on page 8 to see what we've planned.

Welcome new members this year – please introduce yourself and make yourself at home. We have a great line-up of speakers and workshops this year which you'll read about in this newsletter. And welcome back all of you who were already part of the York Heritage community. Please feel free to communicate with your executive by emailing me at president@yhqg.org

TUESDAY GUILD MEETINGS

Toronto Botanical Gardens
777 Lawrence Avenue East, Toronto
Next meeting is Tuesday, September 20 at 7pm
Guest Speaker is Helen Fujiki

2011

September 20
October 18
November 15
No meeting in Dec.
May 15

2012

January 17
February 21
March 20
April 17

NEW START TIME!

**MEETINGS NOW BEGIN AT
7:00 PM!**

YHQG EXECUTIVE FOR THE 2011-12 GUILD YEAR

President	Bev Sturgeon
Contact	president@yhgg.org
Past President	Katie Pidgeon
Treasurer	Pat Andary
Secretary	Judy Messenger
Membership	Fran Auty
Contact	membership@yhgg.org
Programs	Carole Tullis
	Judith Hunter
Contact	programs@yhgg.org
Library	Evelyne Carter
Contact	library@yhgg.org
Workshops	Kiyomi Sakamoto
	Sandra Woods
Contact	workshops@yhgg.org
Special Projects	Bill Bartlett
Community Outreach	Wendy Dines
Contact	communityoutreach@yhgg.org
Historian	Rosemary Hamlin
Contact	historian@yhgg.org
Display & Competition	Sandy Lindal
Contact	display@yhgg.org
Quilt Show Chair	Daniela Tiger
Contact	quiltshow@yhgg.org

Newsletter Editor	Deborah Milton
Contact	editor@yhgg.org
Webmaster	Pat Stuckless
Contact	webmasters@yhgg.org



Left to right, top row : Judith Hunter, Bill Bartlett, Pat Stuckless, Bev Sturgeon. 2nd row: Sandy Lindal, Fran Auty, Carole Tullis, Rosemary Hamlin. Front row: Wendy Dines, Katie Pidgeon, Deborah Milton, Kiyomi Sakamoto. Unavailable for photo: Pat Andary, Judy Messenger, Evelyne Carter. Sandra Woods. Daniela Tiger.

ST. JACOB'S RETREAT
Crazy Quilts
 with
 Joan Hug-Valeriote

November 25-27, 2011
 Best Western Hotel
 (near the Farmers' Market)

519-836-9388
jhugval@horizonsquilting.ca
horizonsquilting.ca

Book by
 October Guild Meeting
 to reserve your spot

Flare Fabrics
 BATIKS AND BOLD COTTONS

Canada's premier online batik store

www.flarefabrics.ca

Free shipping in Canada!

Prices starting at \$10.97/metre

batiks, bold cottons, flannels, fat quarters, jelly rolls, layer cakes, patterns, kits

info@flarefabrics.ca
 1-888-97FLARE (973-5273)

creativfestival®

creativfestival is fast approaching! On September 20, I'll be at a table at the back of our meeting room to gather names of volunteers for greeting, demonstrating and selling guild show tickets. Your entrance to the festival will be free on the day of your volunteer duties!

We will need a wide selection of quilts for display purposes. I hope you'll consider displaying one of your early quilts as well as a more recent one, so we can

encourage new quilters. Please chat with me about being promoted in **creativfestival** blogs or selling kits/patterns at the festival.

Thanks in advance for your support! If you have any questions, please contact me at ajanecramer@hotmail.com or 416-223-9372 or (cell) 416-726-9386.

Help the YHQG booth act like a magnet to attract new members!

BLOG WITH YHQG



Have you checked out the YHQG blog yet?

<http://yhqg.wordpress.com>

It is a place where you can show some photos, tell a quilt-related story and find out what others are up to. We've all had those times when we just could not get the blocks to line up properly. Check out Bev's adventures on her *Storm at Sea* quilt... you'll have to wait for the quilt show to see how it turned out, though.

Have you made a monochrome (one colour) quilt? If so, email a photo along with your name to vrprideaux@gmail.com and we'll post it on the blog. Each month I'll send out a request for a different type of quilt. If there is a particular design you'd like to see, email your suggestions. We'd love to hear from you!

Sign up for email notifications- you'll get a quick email when a new blog is posted. See the button at the top right of the blog page where you can enter your email address.

LOGCABINYARDAGE.COM




YARDAGE, FAT
QUARTERS & PRECUTS



DESIGNER & NOVELTY FABRICS

QUILT SHOW UPDATE ~ Daniela Tiger



Your quilt show team is getting really excited. We've been working hard to create new ventures for the 11/11 show. Our Battle of the Blocks idea has caught your imagination – we have 3 teams lined up. Hopefully you will be there on Sunday to cheer them on (between volunteer duties). On Saturday we plan to have a casual walking fashion show, so for those of you who create unique garments, we invite you to submit two pieces for this event, *in addition* to the two quilt show pieces. Forms for these submissions will be available at the September meeting, and due back at the October 18 guild meeting.

At our September meeting we can't wait to see what you plan to submit. You can download a copy of the form from the YHQG website: <http://www.yhgg.org/> We hope to show all levels of expertise and creativity. Remember, the finishing touches don't need to be done by the September submission deadline, but we do need your forms by then. We will also be inviting you to sign up for

your volunteer positions at the September meeting so our table will be bustling! As well, I am so pleased to share this hot-of-the-press news item with you. The founding mothers of YHQG have also caught the 11/11 show bug and they plan to award a special founders' ribbon for this event!

We will still have our traditional show classics so please keep in mind that the silent auction is hoping for your contribution as is the gift shop. You have more opportunities than ever to show off your skills!

In the meantime, publicity is key to any successful show so please remember to tell friends and family about our show, distribute the postcards both by hand and through email. We could all take a lesson from Bob Gutcher, Vicki Cal, and Cheryl Smith (to name only a few, I am sure). These members have posters about our upcoming show on their blogs. What a great way to spread the word! Check them out:

<http://felinesandfibreats.blogspot.com/>

<http://www.magpieartworks.blogspot.com/>

<http://bob2sews.wordpress.com/http/>

PROGRAM SCHEDULE 2011-2012 ~ Carole Tullis & Judith Hunter

September 20 - Helen Fujiki: The Source of My Inspiration

Helen's quilts have won prizes at CQA's National Juried Show and appeared on the cover of The Canadian Quilter. Her themes most often relate to Japan. She has now made three trips to Japan and seen three Japanese quilt shows. She uses a modern version of the *Broderie Perse* technique to achieve stunning results. Many of her quilts will be displayed on racks for the duration of the meeting – we will be able to have a close look at them.

October 18 - Penny Berens

tanglewoodthreads.blogspot.com

Penny is an award-winning artist whose work has been exhibited nationally and internationally. She possesses a wealth of knowledge that she generously shares. It is the tactile nature of fabric and the rhythm of hand and machine stitching that draws her to work as a fibre artist. She returns to YHQG to tell us about her explorations of texture and manipulations as a means of bringing to life ideas, thoughts and feelings, especially about her surroundings.

November 15 - Vikki Pignatelli www.vikkipignatelli.com

Vikki is a self-taught artist with experience in painting (watercolour and oils) and sculpture. She enjoys a passion for colour and flowing designs. Vikki has developed a simple layering technique that is a blend of piecing and appliqué. The author of two books, *Quilting Curves* and *Quilting By Improvisation*, her focus is to inspire, nurture and develop artistry and self-confidence within each quilter.

January 17, 2012 [Community Quilts Workshop](#)

February 21, 2012 - Judi Warren Blaydon

www.judiwarrenblaydon.com

Judi has judged quilt shows and presented lectures and quilt-making workshops in the U.S., Japan, Canada and Switzerland. A background in art and design at the college level has enabled Judi to convey colour and design principles in a supportive and challenging classroom environment. This allows students to explore, discover and express personal themes in their quilts.

March 20, 2012 - Jane Sassaman

www.janesassaman.com

Jane worked in many design mediums before discovering quilting. After graduating as an art major at Iowa State University, she worked as a window dresser, sign maker, illustrator and designer of decorative accessories. All of these experiences came into play when Jane began to quilt in 1980. Since then her exuberant quilts and fabric designs have attracted worldwide recognition.

April 17, 2012 - Freida Anderson www.friestyle.com

Frieda Anderson made her first quilt in high school. Since that time, she has published books and articles, had solo exhibits and exhibited her quilts in many national shows as well as appearing on several TV shows. She dyes her own fabric and is author of *Fun Fast Fusies* and *Fabric to Dye For*.

May 15th, 2012

Annual General Meeting



MAGPIE ARTWORKS
Cheryl Smith - Long-Art Quilter

For a free quilting estimate, contact me:
905 426-3451 ~ telas@rogers.com

magpieartworks.com



Wide Backings
Batiks • Asian Fabrics
Basic Blenders
Classes • Notions
Custom Quilting
Patterns • Kits

321 Lancaster St W, Kitchener ON, N2H 4V4
519-584-2130 creativesisters@bellnet.ca
www.creativesisters.ca GPS 43.47064/-80.48487

SIGN UP FOR THESE WORKSHOPS IN SEPTEMBER

PENNY BERENS – T is for Texture Two-Day Workshop – Monday & Tuesday, October 17/18



In Penny's own words, "Adding texture to my wall hangings has always been my first love." The beauty of Penny's approach is that she gives you techniques to make your own in whatever style of work you do. Anyone who has worked with Penny knows that she could not possibly list all that you will learn in class;

the ideas seem endless.

Start with some rough sketches to explore various types of design and then infuse them with texture. *"I like the idea of adding to people's vocabulary of techniques while encouraging them to break the rules and find their own way of expressing themselves... (the workshop) would cover such things as cording, couching and cutting holes! But they would only be part of two days of exploring the potential in machine embroidery. The focus would be on creating small samples either for inclusion in a sketchbook or as small pieces that could become components of a wall hanging...everyone is encouraged to take their own path and discover personal ways of working with these textures."*

Go With the Flow of Hand Embroidery – Wednesday, October 19

Hand embroidery stitches and how to use them is the focus of this workshop. Learn how to create texture and eye-catching detail that can be incorporated into both quilts and quilted wall hangings. A small collage of scraps or a plain fabric square – even an old embroidered hanky could be a good background to work on. Fill shapes with repetitive stitches or change the mood from smooth flowing quilting lines to rugged uneven stab stitches. Go with the flow and just follow wherever your needle and thread might take you.

VIKKI PIGNATELLI – Crazy About Curves One-Day Workshop: Monday, November 14

The title of Vikki's signature book, *Quilting Curves: An Innovative Technique for piecing Curves with Incredible Ease*, tells it all. Students will work at their own pace to create even, sharp curves and narrow points in a simple complimentary pattern. Come and learn from Vikki as she teaches this combination of piecing and machine appliqué with no measuring seam allowances, no easing or matching points.

Class includes: Basic construction technique concepts; how to machine sew using this technique; painless mitring; splicing seams; finishing techniques and ideas; Vikki's whole-cloth finishing techniques.

Two-Day Medley – Tuesday & Wednesday, November 15 & 16

Medley: A combination of two workshop topics to optimize Vikki's time with us. Adding dimension and manipulations to quilts: The Basics and Openings.

Vikki will begin with a brief demo of basic improvisational procedures followed by a presentation of techniques from her book, *Quilting by Improvisation: Exploring Curves, Openwork and Dimension*. Strip piece a curvy whole cloth creation; use improvisation to pleat contrasting strips for dimension, colour and balance; extreme pleat with tubes. Incorporate smoothly finished open holes into your construction, make and insert webs of thread into these quilt openings and learn how to layer your quilt sandwich with this technique. Finishing techniques, curvy improvisational borders and more round off this comprehensive workshop. Personalize your project with your favorite technique.



SPECIAL PROGRAMS

Now that we are no longer featuring Block of the Month, I have a new suggestion that will support the Quilts of Valour project. We could all make a few (or a lot) of simple 4-patch blocks using two-and-a-half inch strips or Jelly Rolls. We'll collect your blocks and add them to filler squares to make lap quilts for wounded service men and women or seniors in the Meals on Wheels program.

We are still collecting Happy Meal Placements which will be displayed in the café at our upcoming Quilt Show in November. After the show, we'll donate them to the Meals on Wheels program. – *Bill Bartlett*

COMMUNITY OUTREACH

The Community Outreach group gets together for camaraderie while sharing quilting activities that ultimately help the community. Join us on scheduled Mondays at the Stan Wadlow Centre, 373 Cedarvale Avenue (O'Connor Drive and Woodbine Ave). Meeting dates for the coming year are: Sept. 19, Oct. 3, 17, 31, Nov. 7, 21, Dec. 5, Jan. 9, 23, Feb. 6, 20, Mar. 5, 19, Apr. 2, 16, 30, May 4, 28, June 4, 18, July 9, 23, Aug. 13, 27.

What is it we do? We do a lot of cutting, creating comfort quilt kits that are distributed at guild meetings for sewing into quilt tops. Later, we prepare batting and backs and members quilt by hand or machine. Ultimately the quilts are destined for charitable organizations such as women's shelters and seniors in need. If you would like to know more about the Community Outreach group, please contact Wendy Dines at communityoutreach@yhqg.org Wendy will be pleased to tell you about the qualification criteria organizations must meet to receive a quilt.

- *Wendy Dines*

UPCOMING EVENTS

Building Warmth: A Log Cabin Quilt opens at Wellington County Museum and Archives, Wellington Road #18 between Fergus and Elora, on September 10, 2011. Runs until Sunday March 25, 2012. The galleries are open weekdays from 9:30 am to 4:30 pm and 12:00 pm to 4:00 pm on weekends and holidays.

"Quilts created in log cabin patterns were based on the design of the first settler homes." said Susan Dunlop, Curator. "The log walls provided the shelter from the elements and the kitchen hearth gave light and warmth." Inspired by this image of warmth and protection, women created the log cabin quilt pattern from thousands of scraps. These exquisite quilts are balanced designs rich in colour, texture and history.

Yorkshire Rose Quilt Show - Ellesmere Community Recreation Centre, 20 Canadian Road, (off Warden Ave.) Toronto, Saturday & Sunday, September 17 & 18; Saturday 10 am to 5 pm, Sunday 10 am to 4 pm. Over 100 quilts, workshops, merchants mall, tea room. Fully accessible, buses welcome. Admission \$5. For general information: yrgshow@gmail.com

Waterloo County Quilters' Guild presents its biennial quilt show featuring a merchant mall, guild boutique, charity raffle quilt, door prizes and quilting demonstrations. RIM Park Manulife Financial Sportsplex, 2001 University Ave. E., Waterloo, Ontario. Friday, September 30 - Saturday, October 1, 10am to 6pm. Admission \$6.



A Canadian Source for Top Quality Quilt Fabric at Fair Prices

Sew Sisters have been selling fabric online since 2003. We have over 1,000 fabrics priced under \$9.99/metre and at least 300 of those are under \$6.99/metre.

Why shop across the border when you can get the same price and service here in Canada?

Visit Us Today!

(416) 633-8800
3961 Chesswood Drive
Toronto, ON M3J 2R8
www.sew-sisters.com

Scrappy Gal Quilt Co.



Long Arm Quilting • Patterns • Teaching

Sandy Lindal 416 229 4728 or 416 543 5917

THREADS OF HOPE

The Quilts of Japan project was tremendously successful with over 1700 quilts being sent to the victims of the Tohoku disaster. The quilts are now being distributed by the CRASH Japan organization. Inspired by the response to that project, CRASH has asked for further help with a new initiative – Threads of Hope.

Because depression and a sense of hopelessness has begun to overwhelm survivors, CRASH believes they can assist by giving them something meaningful to do with their time. With no homes and no jobs, time is their enemy. CRASH volunteers will teach survivors how to quilt and you can help them make the project successful.

Please donate pre-cut quilting kits (see www.quiltsforjapan.ca for details). Also, sewing and embroidery supplies will help survivors complete their quilts. CRASH believes that quilt-making will help to bring hope and a sense of purpose to the disaster survivors.

The deadline for donations is September 24, 2011. Contact Bev Rogan at info@quiltsforjapan.ca if you would like to help.



MEMBER SURVEY RESULTS

Thank you for taking the time to complete the survey.

A few things came through loud and clear! We heard that the meetings go on too long. The overwhelming majority wanted to begin the meetings earlier, so we have changed our start time to 7pm.

Announcements from the podium will be tightened up and presenters will be on the stage ready to speak. The guest speaker's contract stipulates the time allotted for their presentation, and the program chair reiterates this with the speaker when they arrive.

In terms of the order in which guild meeting events occur, your votes were evenly mixed so we'll stick with the guest speaker presentation first and follow with Quilter of the Month and Show and Share after the break.

The break will be 10 minutes long and the meeting will resume promptly after that.

More to come in subsequent newsletters.



Shop
On-line
24/7—365

The
Quilt
Store.ca



----- EVELYN'S SEWING CENTRE -----

www.thequiltstore.ca

Store 905-853-7001 Tech Shop 905-853-6532
17817 Leslie Street, Unit 40, Newmarket, Ont. L3Y 6C8

OUR MONTHLY FEATURES ~ Sandy Lindal

Show and Share and Quilter of the Month take place in the second half of the guild meetings.

Show and Share

Show and share is an exciting opportunity to view your fellow guild members' work. I would like to encourage you to bring your recently completed projects for display. All submissions can be brought to me at the front of the meeting hall between 6:15 – 6:45 pm. Small pieces of work will be displayed on the wall, with larger pieces being displayed on the stage.

*Note that photos are recorded during Show & Share and then displayed on the York Heritage Quilters Guild website for everyone to see. If you would rather not have your work shown on the website, we respectfully suggest you don't display your work at Show & Share.


Quilter of the Month

The September "Quilters of the Month" are **The Bag Ladies**. Their quilts are the result of the exchange of bags that started a few seasons back.

White Glove Ladies

White glove ladies help show the quilts being offered during Show and Share and during speaker presentations. Ladies, please check your schedule and sit at the front in the reserved seating if it is your turn to help.

AROUND THE BLOCK



Members, you are welcome to submit your own articles for this column – perhaps you have some interesting news about your quilts or you have something to sell, etc. Let us know too if your work has won an award.

Margaret Mitchell

For Sale: Q-snap Quilting frame: Floor Model plus extension kit.

\$60.00

Please call. 905-642-8147

APPROVED SEWING MACHINE SERVICES INC.

Repairs and technical support to all makes and models of Sewing Machines, Sergers, Embroidery and Quilting Machines.

Servicing of Husqvarna, Pfaff, Bernina, Singer, Janome, Brother is performed on site by former technician of Bernina Canada with over 15 years of sewing machine experience. We also have in-house long arm quilting servicing.

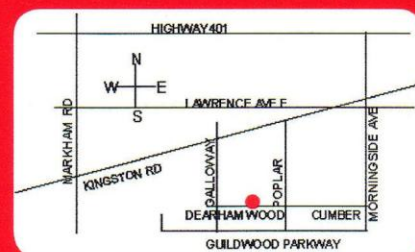


We are located on the lower level of The Quilting Patch

88 Dearham Wood, Toronto, Ontario M1E 1S4

Contact:

647-461-2244 or 416-281-5561
approvedsms@yahoo.ca



**Pick-up and Delivery Available
Dealers Welcome**

YOUR MEMBERSHIP PAGE ~ Fran Auty

Welcome Back!

An electronic version of the new Executive and Member Roster was attached to the recent email announcing publication of the September newsletter. We will be distributing the new 2011-2012 membership cards at the September meeting. Those not picked up at the meeting may be picked up at any future meeting during the year.

New Members

Your name badge will be available for pick up at the September 20 meeting. There will be an orientation session for you at 6:45 pm.

Replacement Badge

If you have lost your badge, a replacement can be arranged. The cost is \$10 payable in advance.

Just Show It

Each month, please show your NEW **BRIGHT PINK** membership card to your colleagues at the Membership Table. Don't forget to wear your name badge to all meetings.

Replacement Badge

If you have lost your badge, a replacement costs \$10 payable in advance.

Please note that any cheques are payable to York Heritage Quilters Guild.

email: membership@yhgg.org

Hello New Guild Members

Rosemary Adams
 Nikki Alexander
 Joanne Birch,
 June Boyachek
 Vicki Burns
 Angeline Chan
 Sherry Davidson
 Janet Downing
 Ann Duncan
 Monica Fenc
 Martha Huffman
 Melanie Leitch
 Tony Louie
 Anne McAllister
 Carol Peck
 Irene Philp
 Peter Reeves-Newson
 Janet Rhind
 Dale Sutton
 Val Wilson
 Jane Wood
 Nadine Wright

BRING A FRIEND TO THE SEPTEMBER MEETING FOR FREE!

Friend's Name: _____

Phone number /email address: _____

(A copy of this coupon is required – valid at September meeting only.)