



# York Heritage News

Volume 32, Issue 2  
October, 2010

York Heritage Quilters Guild, PO Box 35510, 2528 Bayview Ave., North York, ON M2L 2Y4

Here we are in October already. The cooler weather is a great time to hunker down and sew, for cozying up indoors and thinking about new creations – by hand or at the sewing machine. Get a little inspiration from your fellow guild members and especially from our great lineup of monthly speakers and workshop teachers.

## Coming up this month...

### Our guest is artist Melinda Bula.

Like many artists, Melinda Bula from El Dorado Hills, California, came to fibre art via a circuitous route. Knowing she was destined to be an artist from a young age, she first chose a career as a flight attendant in Hawaii. Next came a decade and a half in interior design creating fabric and wallpaper patterns. This proved to be a perfect entry into the world of fibre art. Melinda's wallpaper and fabric designs have been featured on the covers of Better Homes and Garden magazine and in Sunset design books.

These days Melinda is cultivating her first love – quilting and wearable arts. Her sense of colour and design has been rewarded with numerous awards. She also creates wearable art which she will share with us during her October presentation. While Melinda is visiting Toronto some lucky members will be experiencing two workshops which Melinda is teaching for York Heritage Quilters Guild. They'll be enjoying a unique opportunity to learn new techniques from a well-known and talented teacher. Those of you who have already signed up are sure to have a fun and interesting day.



There may still be room in one of Melinda's fusible flower quilt workshops. Be sure to enquire at [workshops@yhqg.org](mailto:workshops@yhqg.org)

### The workshop experience...

If you've never taken a workshop in quilting or fibre arts, you're missing something special. Workshops covering a subject you love offer a great growth opportunity, whether you consider yourself a beginner or an expert. York Heritage workshop committee members spend a lot of time seeking out interesting presenters who can add a unique learning experience to your membership in the guild. Take a look at the roster of upcoming workshops and sign up for at least one. You won't regret it.

## PRESIDENT'S MESSAGE



After a few hiccups from the September meeting, the guild is in full swing. We have had a few changes on the executive as work-life balance wasn't quite as equal as it should be for two of our members. I would like to thank Susan Walker-Kennedy and Joan Greene for their help on the board and to say that the door is always open for both of you to return.

Last week at our executive meeting, we had some lively discussions on declining membership and workshop vacancies. But after everyone had gone home and I tried to fall asleep, I realized, it is not about those things at all. Yes, it is a concern, but I think it is about guild spirit and feeling a part of the guild. I admit, when you enter the hall and see

350 chairs in front of you, it can be overwhelming, not just for our new members but also for members who have been showing up for years. Because of this disconnect, I think it is easy to walk past the workshop table, or the community quilt table or the volunteer sign up table like the one for the Creative Festival. Jane Cramer is organizing a booth at the Festival (Oct 22 – 24) to promote both quilting and our guild and needs volunteers.

So how do we change guild spirit? That is my question to the membership. Do we continue the way we are and see our numbers decline, do we stop offering workshops and just have a lecture, do we not participate in the community or promote quilting? All very negative, I know, (particularly for a redhead) but we have an opportunity to change. A few years back, Catherine Schuler organized some small quilting groups based on where members lived. Maybe we should look at doing something like this before the meetings start, or bring a boxed supper and sit around and talk to members, or sit in a different chair and meet someone new beside you, or bring a non-quilting friend and see if they can be "hooked" into the passion of quilting. Just some thoughts to mull over.

Lastly, we are really close to meeting our target of 50 entries for the President's Challenge, I received some entry forms in the mail last week and I think we are around 40. If you entering more than one quilt and haven't let me know, please do. If you think you can participate, thank you and if you need any information on the challenge, either check out the website or email me at [president@yhgg.org](mailto:president@yhgg.org)

See you on October 19<sup>th</sup>.

*Katie*

### **Creativfestival, October 22, 23, 24, 2010**

#### **Metro Toronto Convention Centre, South Building**

Thanks to everyone for your interest in our booth's activities. Many of you have generously offered to allow us to display your work, serve as greeters, demonstrate your skills and, of course, many thanks to the ladies from our guild who are teaching classes – Irene Dewar, Maggie Khaja, Carolyn Flood, B.J. Reid and Jeannie Jenkins. If you would like to do some machine demonstration sewing, we will have the use of a Janome machine, courtesy of Michelle at Sewing Machine Factory Outlet.

We still have room for more volunteers so please check your calendars. You can either e-mail me [ajanecramer@hotmail.com](mailto:ajanecramer@hotmail.com) or phone, 416-223-9372.

## BLOCK OF THE MONTH


### CUBED LATTICE IN FALL COLOURS

Finished size 8 ½” (but don’t trim it down, let the winner trim them).

**Thangles** are a very easy way to make 2” half square triangles with 2 ½” strips. You do **not** need to cut the squares bigger, and then trim them down to size, since there is no distortion. I will be giving you 6 thangles to use for this block for the cost of a quarter.

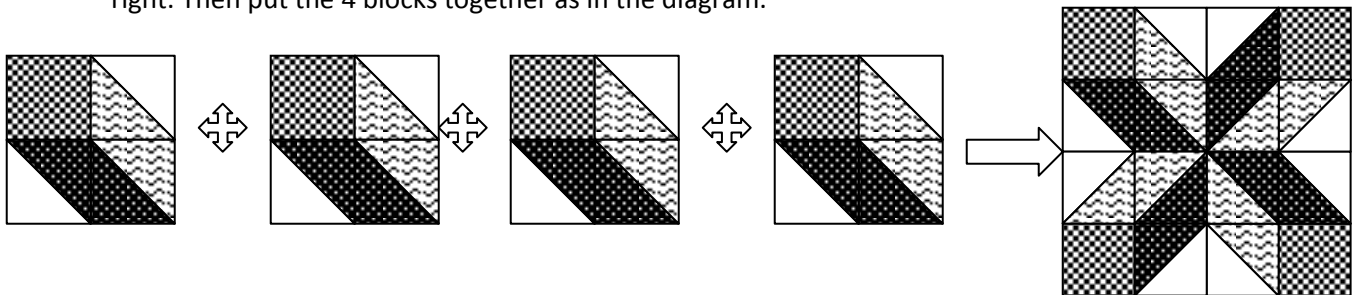
**MATERIALS:**

- 1 - 2 ½” x approx. 14” strip of a white
- 1 - 2 ½” x approx t 14” strip of brown
- 1 – 2 ½” x approx 14” strip of a gold or orange
- 1 – 2 ½” x approx. 12” strip of a bright colour that you like.
- 6 thangles



**METHOD:**

1. With the bright colour, cut 4 - 2 ½” squares
2. Put the right sides together of the brown strip and the white strip . Pin 2 thangle squares on these strips, sew on the 4 diagonal lines, then cut on horizontal lines and the marked diagonal line. Fold the paper on stitching lines to make it easy to pull off the paper. You will have 4 half square triangles of brown and white. Press towards the brown side.
3. Repeat step 2 with orange and white. Press towards the orange side.
4. Repeat step 2 with orange and brown. Press towards the brown side.
5. Assemble 4 blocks as follows. It is important to have the brown on the left, and the orange/gold on the right. Then put the 4 blocks together as in the diagram.



### 2009/2010 “Sampler Challenge”

Some members of last year’s Sampler Challenge (aka “Bag Ladies”) have agreed to be the “Quilter of the Month” in April 2011. If you participated in the challenge, please join the group. If you think your quilt will be finished by April 19th, 2011, please contact Judy Messenger.

A summer workshop helped plan layouts and another will be held at Cock-a-Doodle Quilts on Sunday October 31st, from 10am to 3pm. We’ll use the large design wall in the classroom. Bring your machine and anything you need if you want to make extra “filler” blocks or start to join your blocks together. Also, you might want to take pictures of the layout(s) on the wall for later reference. \$10 cost includes lunch! Call Judy at 416-570-8710 or email [jmessenger@dcommerce.com](mailto:jmessenger@dcommerce.com)

## COMMUNITY OUTREACH

Because they are quite similar, our Special Projects and Community Outreach programs have merged. Co-Chairs, Bill Bartlett and Joan Greene invite long term as well as new members to join them at the Stan Wadlow Community Centre at 373 Cedarvale Avenue (Woodbine & O'Connor) on Monday, October 25<sup>th</sup>, 9:30 am to 3:00 pm.

Our get-togethers provide a great opportunity to meet and greet fellow YHQG members in a much smaller and quieter setting than the one that happens at regular guild meetings. You can learn new techniques and share ideas for Community Quilt Night coming in January 2011. You can play with blocks on our new flannel-covered foam-core display walls and you can cut and make up kits to give out at the next guild meeting. There are lots of other activities such as attaching bindings and hand or machine quilting. Try selecting fabrics for our next quilt projects, do some strip-piecing or select and audition fabrics for backing our comfort quilts. Share your special quilting hints and talents; sample some yummy quilting goodies as you make new friends; Bring your ideas for colour play, etc. etc.

We have new cutting tables and storage cabinets where you can lock up your sewing machine. And we have some wonderful new and finished comfort quilts to show off – they have arrived since the last meeting.

Bring a light lunch (microwave available). Coffee, tea and cookies are also available. And think about any organizations you think would enjoy receiving one of our comfort quilts or one of those beautiful raffle quilts. We meet the second and fourth Mondays of the month, so join in and bring a friend if you wish.

*Bill Bartlett*  
(416 - 422-1650)

### Happy Meal Placemats

Members have begun donating Happy Meal Placemats for our friends at MEALS ON WHEELS – thanks so much.

Wouldn't it be wonderful if we could give each person a reversible place mat when Meals on Wheels has their Christmas Luncheon at Stan Wadlow Community Centre?  
Let's make it happen!



## SHOW & SHARE

Last month we were able to view the work of many quilters who exhibited the pieces they produced during the long, hot summer months. I encourage you to bring your recently completed projects for display – or bring something you've made in the past and have never shown to fellow members. We'd love to see your work. Bring your submissions to me at the front of the meeting hall between 6:45 and 7:15 pm. Small pieces of work will be displayed on the wall and larger pieces will be displayed on the stage.

Note that photos are recorded during Show & Share and then displayed on the York Heritage Quilters Guild website for everyone to see. If you would rather not have your work shown on the website, we respectfully suggest you don't display your work at Show & Share.

*Sandy Lindal*



## QUILTER OF THE MONTH

October's **Quilter of the Month** is Joan Hug-Valeriotte from Guelph. Joan is an award-winning professional quilt artist and a long-arm quilter. Her work has been influenced by international travel as well as five years living in Switzerland, France and Spain and four years in California.

## MEETING SCHEDULE 2010-2011

### Tuesday, October 19

**Melinda Bula** – See page 1 for more details.

### Tuesday, November 23

**Hilary Rice** from Cornerbrooke, Newfoundland leads us on an artist's creative journey. "Each of us moves through our lives, one thing leading to another, the way the silk journey of long ago was a continuous journey." Come join Hilary along the road as we make book covers just in time for Christmas or learn to use Top-Stitch Curved Piecing to create quilted landscapes. Hilary will also judge entries in the President's Challenge, which will be exhibited at the general meeting. [www.mestudios.ca](http://www.mestudios.ca)

### January 18

**Community Quilts Workshop.** Have fun making blocks together while enjoying refreshments and the good company of other guild members. Smaller groups or individuals transform the blocks later into quilts which the guild donates to selected community organizations for fundraising purposes.

### Tuesday, February 15

**Elaine Quehl** joins us this month to illuminate the path from inspiration to art quilt. Elaine's work has garnered lots of attention in quilting magazines and at shows. Her work is characterized by bold and sensual images with contrasts of light and shadow to intensify the visual drama that inspires her in the natural world. Often her inspiration is a close-up photo of foliage or flowers. She will share various surface design treatments to enrich the effects of depth and contrast. [www.equarelle.ca](http://www.equarelle.ca)

## WORKSHOPS

### OCTOBER

Melinda Bula – [www.melindabula.com](http://www.melindabula.com)

**October 18: Fusible Coneflower or October 19: Fusible Summer Rose - \$60 + \$15 kit fee = \$75 per class**

There may still be room in these workshops. Phone quickly if you don't want to be disappointed. Supply and Pattern Fee: \$15 US.

### NOVEMBER

**\*SIGN UP at the OCTOBER MEETING FOR THESE TWO WORKSHOPS\***

Hilary Rice – [www.mestudios.ca](http://www.mestudios.ca)

**Tuesday, November 23: Easy-Peasy Curves: A Top-stitch Curved Piecing Workshop for Art Quilters**

**\$40 + \$25 kit fee = \$65**

Do you like your landscape curvy? Hilary simplifies and explains her approach to curves in three easy steps. Suggestions such as the use of sheer overlay, machine and hand stitching, beading and colouring accents will help you to embellish a small landscape in class. Kit fee \$25 Includes: "Mountainscape" pattern and directions, choice of Day or Night colourways of hand-dyed cotton, use of materials and tools for embellishment.

**Wednesday, November 24: All Wrapped Up: Creation of a Book Wrap - \$40**

Start with scraps of fabric for the woven bands that form a base for this "Book Wrap" then let loose with embellishments to personalize and glitz up the front cover. Photo albums, scrapbooks, journals, a guest book, your favourite novel...you can wrap anything. A great gift.\*Bring a **BOOK** to which you would like to add a special wrap.

**FEBRUARY**

**\*SIGN UP at the NOVEMBER MEETING FOR THESE TWO WORKSHOPS\***

Elaine Quehl – [www.equarelle.ca](http://www.equarelle.ca)

**Tuesday, February 15: Surface Design Techniques for Quilters and Fibre Artists**

Looking for more depth, dimension and detail in your work? Learn how to achieve Elaine's noted intensity and drama with surface design treatments for shadows, highlights and detail. A demonstration of the use of products such as Caran D'Arche Neocolour II Watersoluble Wax Pastels, Shiva Paint Sticks, Tsukineko Inks and more will be followed by an opportunity to experiment with them on freezer paper stencils you will design in class. Supply Fee \$10.

**Wednesday, February 16: In Full Bloom**

Take inspiration from a close-up photograph such as Hosta leaves as seen in Elaine's prize winning quilt, Opening Act. Choose from several flower patterns developed from Elaine's photos and follow her through the steps to design your own floral quilt. Patterns: \$10 each.

Click on the link beside the workshop's name on the YHQG website for workshop descriptions and be prepared for SIGN UP at the NOVEMBER MEETING.

**WORDS FROM THE LIBRARY**

At the September meeting, many members saw that the library had 100 new books available – and not much budget left. You may be wondering what I was thinking. I had a system for building a library that went like this. Enquire carefully about available budget. If no specific amounts were given, I'd push the envelope – but not too much. Next I'd study the library list to see if there were any gaping holes. Then I would ask members what books were on their wish lists, go online to see what new titles were available in the Toronto Public Library and save for the books the library does NOT have. I also planned to study new book releases, read reviews, and track down books going out of print. I didn't want to leave any stone unturned.

I tried to purchase the most interesting and up-to-date books for a wide variety of interests, while getting the best value for money. I took advantage of special clearance sales, getting great titles for under \$10 each. 44 of the 100 came from a rare clearance sale. This saves money to buy some out-of-print but excellent titles that are more expensive.

15 books were donated and I thank everyone for those. Some donations are sold to raise funds for new books. So please think of your guild, when you are tidying up your shelves. Check out the names of all the new books which should be posted on the website before the next meeting.

*Evelyne Carter, Librarian*

# MEMBERSHIP

## Email Members

Let us know if you did not receive your **revised** Executive and Member Roster. If you did not pick up your 2010-2011 membership card at the September meeting, you may do so this month or at any meeting later in the year.

## Regular Mail Members

Let us know if you did not receive a printed Executive and Member Roster and a membership card with your September newsletter. If at any time you wish to switch to the "email newsletter" option, just let us know. Since the newsletter will be posted on the website, there will be no issues of the file being too big. And, as was said last month, the cost savings to the board is significant.

## New Members

Welcome to new members:

Colleen Buckett • Susan Cameron • Cathie Dadoun  
 • Robert Gutcher • Jeanne Hanna • Linda Harris  
 • Susannah Heath • Mary Hotrum • Myunghee Jung  
 • Vjera Kecman • Joan Lockhart-Grace • Nancy McCracken • Jean Reid • Shirley Reppen • Susan Sellers • Marlyn Starzynski.

Pick up your name badge at the membership desk if you did not get it at the September meeting.

## Just Show It

Each month, please show your NEW LIME GREEN membership card to your colleagues at the Membership Table. Don't forget to wear your Name Badge to all meetings.

## Replacement Badge

If you have lost your badge, a replacement can be arranged. The cost is \$10 payable in advance. (Cheques payable to York Heritage Quilters Guild)

## YHQG Logo Pins

Our guild pin is available for purchase for \$5.00 at the Membership Table.

## Guest Policy

Guests are welcome for a fee of \$8.00 at monthly meetings, except January (charity quilt night) and May (AGM).

## Change of Address

Should you have a change of email address, address or phone number, please let us know.

## Transportation Wanted

Gabrielle Sutt is looking for transportation to guild meetings. Please let us know if you live in the Weston area and would be willing to help her out. Fran Auty – [membership@yhqg.org](mailto:membership@yhqg.org)

### YORK HERITAGE QUILTERS GUILD NEXT MEMBERSHIP MEETING

Tuesday, October 19, 2010  
7:30 pm.


Toronto Botanical Gardens  
777 Lawrence Ave. E., Toronto

Guest: Melinda Bula  
El Dorado Hills, CA

The York Heritage Quilters' Guild meets on the third Tuesday of the month during the months September through May.

2010-2011 meeting dates are:

October 19  
November 23  
January 18  
February 15  
March 15  
April 19  
May 17



## COMING EVENTS

|                     |  |
|---------------------|--|
| <b>Oct 16</b>       | <b>Quilt Exhibit – Traditional Craft Contemporary Art</b> at Mount Pleasant Library, 599 Mount Pleasant Rd., Toronto – part of Mount Pleasant Village Fall Fair. 9am to 5pm  |
| <b>Oct 22-24</b>    | <b>CreativFestival</b> , Metro Toronto Convention Centre.<br>Be sure to contact Jane Cramer if you can help out at the YHQQ booth.   |
| <b>Oct 23-24</b>    | <b>The Magic of Cloth IV</b> , Dufferin Piecemakers Quilting Guild, Orangeville Fairgrounds, Orangeville. Over 300 quilts, merchants mall, quilt appraiser, raffle, draws, prizes, student challenge. <a href="http://www.dufferinpiecemakers.org">www.dufferinpiecemakers.org</a> for information, maps & directions. |
| <b>Oct 23</b>       | <b>The Charlie Fund Quilt Event 2010</b> , Maple Grove United Church, 346 Maple Grove Drive, Oakville, ON. Benefits Oakville and Milton Humane Societies.  |
| <b>Oct 29-30</b>    | <b>2010 Harvest of Quilts</b> , General Sikorski Polish Veterans Hall, Oshawa. For details contact <a href="mailto:dtggquiltshow@yahoo.ca">dtggquiltshow@yahoo.ca</a>  |
| <b>Oct 30</b>       | <b>Quilts Works of Canada</b> in London, ON is closing its doors – final sale going on.  |
| <b>Nov 5-6</b>      | <b>Joyce Seagram Solo Exhibit</b> . Dignam Gallery, Women’s Art Association of Canada, 23 Prince Arthur Ave., Toronto. Opening reception Nov 5, 5pm-9pm, and Nov 6 10am-6pm.   |
| <b>Nov 20-Dec 5</b> | <b>Oshawa Fibre Art Show</b> . We are in our 6 <sup>th</sup> year at the Centennial Retirement Residence in Oshawa, Ontario for our presentation of Original Art creations by Ontario Fibre Artists. Details at <a href="http://www.bluemoonfabricarts.com">www.bluemoonfabricarts.com</a>                             |

## AROUND THE BLOCK

**Sandy Lindal** has a HandiQuilter – Fusion 24 machine for sale. If you have dreamed of owning your own long arm quilting machine, this is an excellent opportunity to buy one for a reasonable price – and it’s only one year old. Call Sandy at 416-229-4728.

**Ann Margaret McDougall** has a Husqvarna “Rose” Embroidery machine for sale – like new. She also has a very large selection of quilting fabrics for sale including oriental and batik patterns, plus needlepoint and cross stitch kits. Please give Ann a call if you are interested in these items – 416-226-4466. She is generously donating all proceeds to the Canadian Cancer Society. Cash only please.

**York Region Quilters Guild** has a few spaces in their upcoming Susan Purney Mark workshop. Give and Take Appliqué – a technique class including how to draft your own pattern and use it in a design. Fee is \$55. Date is October 27, 9am to 3 pm at Ray Twinney Complex, Lounge 2, 100 Eagle Street W., Newmarket. Email Trudy Bickford at [tkb93@sympatico.ca](mailto:tkb93@sympatico.ca) if you are interested.

